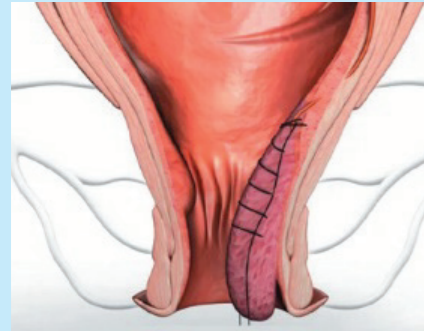


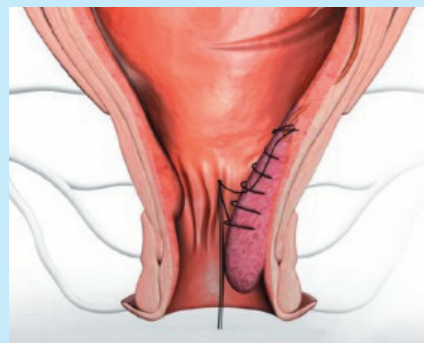
case of Gradellor IV hemorrhoids), RAR (Recto Anal Repair) can also be used to reposition the prolapsing hemorrhoids.

RECTO ANAL REPAIR HOW DOES RAR WORK?

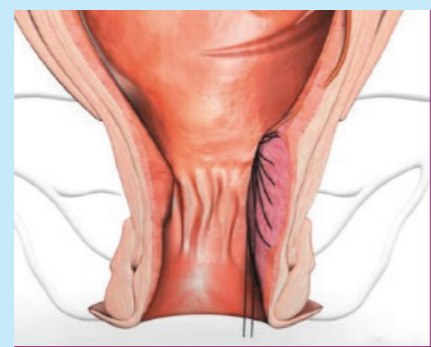
The principle of RAR is ingeniously simple.



First, a running stitch is made from the top to the bottom. The device is so designed that only the prolapsing tissue is caught by the needle



The ends of the thread are pulled together and knotted at the top. This has the effect of lifting up the hemorrhoids that are hanging down.



With this "lifting", the hemorrhoids are back where they belong. The tissue scars over and integrates "seamlessly" back into the anal tissue.



PLEASE SCAN FOR
THE LOCATION

Aster
HOSPITAL
We'll Treat You Well

Mankhool, Kuwait Road, Al Mankhool - Dubai

📞 04 440 0500 🌐 asterhospitals.com 📱 @ asterhospital

DEPARTMENTS

Accident & Emergency • Anesthesiology • Cardiology • Clinical Nutrition
Dental Centre • Dermatology • ENT • General Surgery • Insurance
Internal Medicine • Laboratory Services • Neurosurgery • Ophthalmology
Obstetrics & Gynaecology • Orthopedics • Patient Affairs

Aster
HOSPITAL
We'll Treat You Well

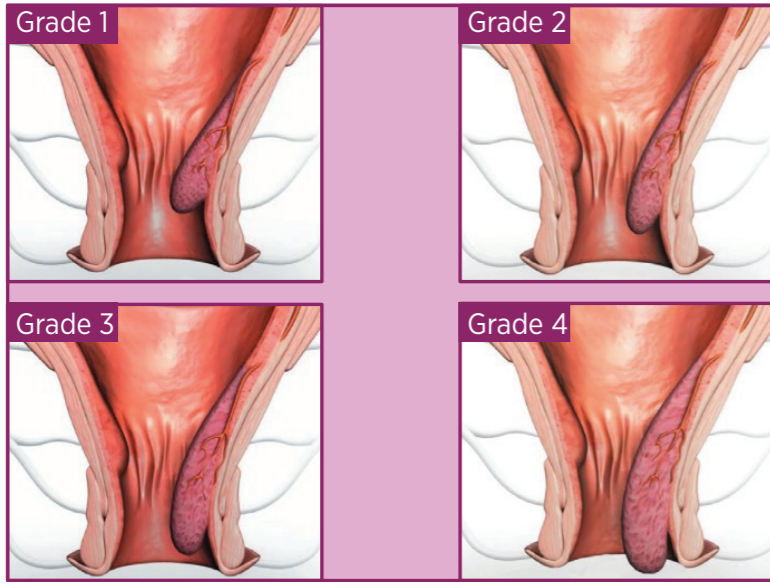
HEMORRHOIDS & HEMORRHOIDAL ARTERY LIGATION



Aster
HOSPITAL
We'll Treat You Well



Digital Version



WHAT ARE HEMORRHOIDS?

Hemorrhoids, also known as piles, are natural cushions of tissue and veins located at the junction of rectum and anus. Along with the sphincter, this normal tissue is responsible for complete closure of the anus and prevents any leakage during a bowel movement, these cushions become smaller to allow stool to pass through. Everyone has them, and problems only arise when they become larger than they should.

ARE THERE DIFFERENT TYPES?

These anal cushions are normally held safely in place in the sphincter region by muscles and tissue. If too much pressure is exerted on them, the system of securing them may be damaged and the cushions will swell. When they protrude outside the anus, they are referred to as prolapsing hemorrhoids.

The enlarged cushions are classified into four grades, depending on their size and severity:

Grade I: Slightly enlarged hemorrhoidal cushions.

Grade II: Enlarged cushions which protrude with pressing but retract again themselves

Grade III: Much larger hemorrhoidal cushions which require manual repositioning in the anal canal.

Grade IV: Extremely large cushions with permanent protrusion

WHY DO PEOPLE GET HEMORRHOIDS?

Many factors may cause hemorrhoids to enlarge and the exact reason is not always obvious for every patient.

However, there is no doubt that:

- Repeated straining during bowel movements or very hard stools
- Pregnancy
- Weakening of the anal tissues in old age
- An unhealthy life style (lack of exercise, bad eating habits like prolonged sitting, alcohol, etc.)

Can all lead to hemorrhoidal disease



WHAT ARE THE SYMPTOMS?

Hemorrhoids can often be quite painless and may even go virtually unnoticed by the person affected. Other sufferers may experience any or all of the following symptoms:

- Bleeding during bowel movements. Usually in the form of bright red blood on the toilet paper.
- Swelling protruding from the anus. In some cases, the hemorrhoids might feel like small soft lumps in the anus and project from the back passage only after straining on the toilet; in severe cases, the swellings will be constantly visible.

- Hemorrhoids can cause skin irritation and intense itching and burning sensation.
- In isolated instances hemorrhoids may cause dull pain

BE HEMORRHOID-FREE

WHAT SHOULD I DO?

With almost one in every two adults being affected by hemorrhoids at some

stage of their life, there's no longer any need for sufferers to be embarrassed or fearful. The earlier you seek advice with a thorough diagnosis, the better the chances are that symptoms can be cured with minimal discomfort.

HOW ARE HEMORRHOIDS TREATED?

As a general rule:

- Grade I hemorrhoids require medication only, but
- Grades II to IV are best treated with surgery.

Common older methods of treating protruding hemorrhoids involved:

- tying them to cut off their blood supply (called ligation)
- removing them completely

The choice usually depends on their size. Depending on which method is used, the wounds are stitched closed. In either case, their highly sensitive location means these wounds can be extremely painful for the patient. They may result in hospital stays of anywhere between three

and ten days, and as long as four weeks off work.

Because treatment and the consequences are often extremely uncomfortable, many patients up until now have preferred to live with the problem rather than see their doctor.

WHAT'S THE ALTERNATIVE?

Now, there is another option. Instead of painful operations, the Hemorrhoidal Artery Ligation and Recto Anal Repair Systems (HAL-RAR) offer safe, fast and effective relief for all grades of hemorrhoids.

So, consult your doctor now and ask about HAL-RAR –

The virtually pain-free method for handling hemorrhoids.

HAL-RAR - THE GENTLE TOUCH

HAL-RAR IN BRIEF

- No cutting, no removal of tissue and no open wounds
- Short procedure time
- Only one day in hospital*
- Quick return to work
- Very high success rates worldwide

WHY CHOOSE HAL-RAR?

The concept of HAL (Hemorrhoidal Artery Ligation) was originally developed in 1995 by Dr. Morinaga in Japan. The method was enhanced towards the end of 2005 by the addition of RAR (Recto Anal Repair).

HAL is particularly effective for Grade II and III hemorrhoids, coupled with RAR for some Grade III and most Grade IV hemorrhoids. Together they form one of the least invasive treatment methods practiced, with no cutting and virtually no pain.

HAL-RAR takes as little as thirty minutes to complete and can be performed under various kinds of anesthesia. Your doctor will recommend the most suitable one for you. Most patients experience only minor discomfort and can return to work within one or two days of receiving treatment. The risk of subsequent bleeding is far lower than with other methods, and any other complications that may arise post-surgery are both minor and quite rare.

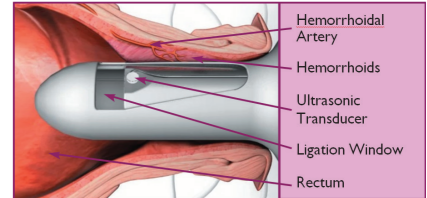
The procedure has now been carried out on over 100,000 patients worldwide with excellent results. Statistics show that the treatment of hemorrhoids with HAL-RAR is not only much less painful and easier to recover from than other, more invasive methods; it is also just as effective.

HEMORRHOIDAL ARTERY LIGATION

HOW DOES HAL WORK?

A miniature Doppler ultra sound device is gently inserted into the anus.

An audible signal allows the surgeon to



pinpoint the exact location of the arteries supplying blood to the hemorrhoids.

Because the stitch is placed not in the anus but in the lower rectum, where there are almost no pain nerves, the whole procedure is virtually painless.

With the blood supply to the hemorrhoids being obstructed, the pressure in them is reduced almost immediately and they start to shrink. In just a few weeks, they are no longer noticeable, and the symptoms resolve.

Where necessary (forexample in the